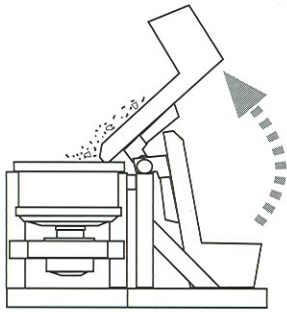



## Centrifugal Disc Finishing Machines

## SPECIFICATIONS




LOADING - Automatic models



UNLOADING - Automatic models



	RF-20	RF-50	RF-80	RF-80SA	RF-100	RF-100SA	RF-200A	RF-300A	RF-400A
Capacity	.7 cu. ft.	1.7 cu. ft.	2.4 cu. ft.	2.4 cu. ft.	3.0 cu. ft.	3.0 cu. ft.	6.0 cu. ft.	9.9 cu. ft.	12.1 cu. ft.
Working capacity	.5 cu. ft.	1.2 cu. ft.	1.8 cu. ft.	1.8 cu. ft.	2.1 cu. ft.	2.1 cu. ft.	3.6 cu. ft.	4.5 cu. ft.	7.5 cu. ft.
Dimension	33" x 33"	50" x 37"	60" x 39"	60" x 39"	60" x 40"	60" x 40"	93" x 77"	121" x 84"	136" x 90"
Height	44"	44"	50"	50"	52"	52"	56"	55"	61"
Tub Size	11" x 11.5"	20" x 15"	24" x 12"	24" x 12"	24" x 16"	24" x 16"	34" x 20"	36" x 21"	42" x 25"
Motor	1 hp	2 hp	5 hp	5 hp	5 hp	5 hp	7.5 hp	7.5 hp	15 hp
Weight	575 lbs.	850 lbs.	940 lbs.	1050 lbs.	1,215 lbs.	1,325 lbs.	5,955 lbs.	6,615 lbs.	8,380 lbs.



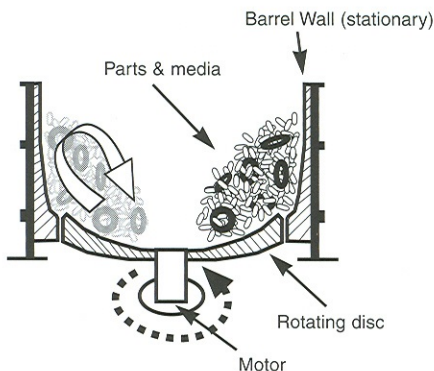
Fully Automatic Configuration

**FLEXIBILITY** - The MFI RF series is ideally suited for a wide variety of finishing applications from coarse grinding to delicate polishing. The RF series can effectively perform metal finishing operations such as DEBURRING, DESCALING, POLISHING, CLEANING and REMOVING FLASH.

**EFFICIENCY** - The technology utilized in MFI's centrifugal disc machines allows for finishing performance up to FIVE TO TEN TIMES FASTER than vibratory machines. In addition, the automatic models quickly and easily load and unload parts and media for simple and tidy operation.

### HOW IT WORKS-

The RF Series tubs consist of a stationary barrel wall with a spinning disc at the base. The spinning disc causes the media and parts to move upward and rub against the stationary polyurethane wall of the barrel. This continuous rolling and flowing action provides highly efficient and quick finishing.



Accurately control all finishing variables for maximum efficiency and results.



Heavy duty components provide years of reliable operation

### BETTER THAN THE COMPETITION

**CONTINUOUS RINSING** - The MFI RF series uses a continuous-rinse system, eliminating the need to rinse the bowl at the end of a cycle. The unique RF drain system also means **LONGER DISC LIFE**.

**SERRATED WALLS** - Unique serrated walls keeps smaller, flat parts from sticking to the outer wall during processing.

**SEW - EURODRIVE** - This is one of the best reducers made. The drive runs from 80 - 250 RPM depending on the model.

**LOWER OPERATING COSTS** - MFI's superior handling technologies translate to **FASTER OPERATION**.

**MODELS FOR ALL APPLICATIONS AND BUDGETS** - MFI RF Series provides a wide variety of finishing solutions from manual load models to totally automatic. All machines are priced competitively and supported by the worldwide network of MFI finishing specialists.

### MEDIA & ACCESSORIES

MFI also provides a wide variety of media to accommodate any finishing job. Not sure what media to use?, send us a sample and we'll help you determine the best media in our test lab. In addition, a variety of accessories are available to customize your finishing system to your exact requirements.

### INSTALLATION

MFI technicians will help you install your new machine and teach you how to use it.

**FREE TECHNICAL ANALYSIS** - The RF Series machines use standard media that should meet a high percentage of your finishing requirements. When needed, MFI's laboratory will provide the technical analysis of your special finish requirements.